





Key :-
 Existing 30mph Speed Limit
 Existing 60mph Speed Limit

Existing Speed Limit Layout Plan

© Crown copyright and database rights 2021. Ordnance Survey 100019340

Key :-
 Proposed 30mph Speed Limit
 Proposed 60mph Speed Limit

Proposed speed limit layout plan

© Crown copyright and database rights 2021. Ordnance Survey 100019340



Tom McCabe
 Executive Director of Community and Environmental Services
 Norfolk County Council
 County Hall, Martineau Lane
 Norwich NR1 2SG

DRAWING TITLE
 Pullham St Mary
 30mph Speed Limit Extension
 Consultation Plan

REV.	DESCRIPTION	DRAWN BY	CHECKED	DATE

SURVEYED BY	INITIALS	DATE	DRAWING No.
OS	OS	2021	PJA092-001
DESIGNED BY	-----	-----	PROJECT TITLE
DRAWN BY	HP	09/21	Pulham St Mary 30mph speed limit extension
CHECKED BY	-----	-----	SCALE 1:1250 @A3 FILE No. PJA092